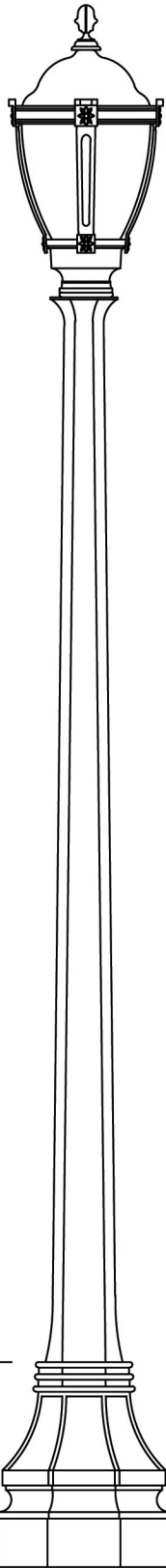


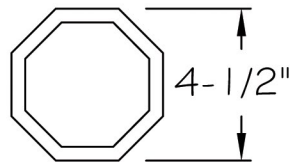
SPECIFICATION GUIDE	
LAMP POST STYLE:	BROADWAY
HEIGHTS:	10 & 12 FT.
ONE PIECE SHAFT STYLE:	OCTAGON
CASTING MATERIAL:	A356 CAST ALUMINUM
OPTIONAL MATERIAL:	A48-83 CL. 30 CAST GRAY IRON
OPTIONAL MATERIAL:	A396 GR. 60 CAST DUCTILE IRON
ANCHOR BOLTS:	$\frac{3}{4}$ " X 24" A307 HDG
FIXTURE STYLE:	SPECIFIED BY OWNER
FINISH:	SPECIFIED BY OWNER
SPECIAL INSTRUCTIONS:	



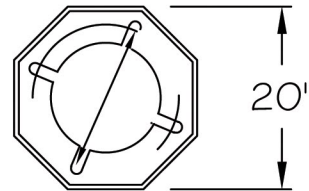
23 ¹/₄"

20"

16" BOLT
CIRCLE DIA.



HEAVY WALL CAST IRON



BOTTOM VIEW

